



E-NEWSLETTER PUBLISHED MONTHLY BY THE ROTONDA WEST ASSOCIATION

RESIDENTS RAISE QUESTIONS OVER ROTONDA PAVING

Submitted by Sam Besase

EDITOR'S NOTE: Paving has started in Rotonda West's Pine Valley section raising Rotonda resident's concerns over what this means for their property.

John Elias, Public Works Director of Charlotte County, Florida has compiled information addressing the concerns about the paving program in Rotonda. This information was provided to West Ways, and can be found on the following pages.

Below are the approximate dates, per Charlotte County, for scheduling of the paving (weather pending).

Pine Valley: 07/21/25 – 08/18/25
White Marsh: 08/18/25 – 09/08/25
Long Meadow: 09/08/25 – 09/29/25
Broadmoor: 09/29/25 – 10/20/25
Pine Hurst: 10/20/25 – 11/10/25
Pebble Beach: 11/10/25 – 12/01/25
Pioneer Trail: 11/17/25 – 11/24/25
Oakland Hills: 12/01/25 – 12/29/25

Continued...

Rotonda West Paving Concerns County Staff 7/30/2025

Concerns

Numerous residents in Rotonda West have raised concerns regarding the ongoing paving project. Specific complaints include:

- Lack of roadway milling prior to paving
- New asphalt extending onto driveways
- Tapered asphalt transitions potentially crumbling
- Drop-offs to adjacent vacant lots
- Questions about the warranty period

Answers

1. Milling Requirements

Roads are only milled when certain conditions exist, including:

- **Bridge Approaches** – Milling is required so the new asphalt ties in smoothly with the existing bridge deck.
- **Curb & Gutter Areas** – To prevent creating a tripping hazard, these areas are milled to ensure the new asphalt does not rise more than ¼" above the gutter edge.
- **Vegetation Intrusion** – If grass or roots have grown between the asphalt and the base, milling is needed to remove this layer and ensure a proper bond for the new surface.

If none of above-mentioned issues are present, milling is not necessary. This saves both time and money while still providing a smooth, durable surface.

County gas tax roads were milled because a full 2½ inches of new asphalt was laid, which was necessary to restore the structural integrity of the roadway due to higher traffic volumes. These roads are designed to handle greater vehicle loads and require more substantial resurfacing. The gas tax roads are not included in the residential street conveyance system and are maintained under a different set of criteria and funding source.

In contrast, residential roads are part of the MSBU program and are not subject to the same traffic demands. Therefore, milling is only performed on residential streets when specific conditions are met (e.g., tie-ins to bridges, curb and gutter transitions, or vegetation intrusion between the base and asphalt).

2. Driveway Tie-Ins

If the new asphalt road surface is higher than a driveway, two issues can arise:

- **Tripping Hazard:** A height difference can pose a safety risk for pedestrians.
- **Water Intrusion:** Rainwater can run down the driveway and seep under the asphalt, potentially undermining the pavement and causing long-term damage.

To address these concerns, asphalt is tapered onto the driveway. This helps create a smooth transition and protects the integrity of the roadway.

It should be noted that even if the roadways were milled, it would not eliminate tapering of asphalt onto driveways due elevation changes in driveways along the road.

Paver Driveways:

There is an additional option available to residents with paver driveways:

If the first row of bricks is removed prior to paving, the County's contractor can pave a clean vertical edge at your driveway. This allows the pavers to be reinstalled afterward, neatly tying into the new edge of pavement.

- It is the homeowner's responsibility to remove enough rows of pavers in advance of the work to accommodate the tie-in.
- This work must be completed before the end of the paving contract. If pavers are not reinstalled by the end of the paving contract, the driveway will be added to the contractor's punch list, and asphalt will be paved onto the driveway, per the contract, to eliminate hazards and protect the pavement edge.

3. Tapered Asphalt Transitions

While the asphalt does taper and become thinner as it transitions onto driveways, this is an intentional part of the paving process to ensure a smooth and gradual tie-in. It is normal for some of the larger aggregate to loosen and ravel at the transition; however, the overall taper will remain intact and is not expected to crumble or create a mess on driveways.

4. Drop-Offs to Vacant Lots

A drop-off from the roadway to adjacent vacant lots is a normal part of the paving process. Restoration work will follow after paving is complete and the new asphalt has cured enough to ensure the restoration process will not damage the pavement edge. During restoration, the contractor will backfill the drop-off areas with fill dirt and install at least one row of sod to establish a stable transition.

For areas with a more significant elevation difference, safety cones will be placed by the contractor to alert and protect the motoring public until restoration is complete.

5. Warranty

The paving project is covered by a three-year warranty.

Actions

Staff is putting together public education and outreach efforts to clarify the paving process and responsibilities related to driveway tie-ins and restoration. This will include:

- Posting FAQs and visuals on county social media and website
- Providing additional direct notifications or door hangers in future paving zones reinforcing timelines and homeowner responsibilities regarding paver removal



John Elias | Director
Charlotte County Public Works
941.575.3600 office
941.628.2662 cell
941.637.9265 fax
CharlotteCountyFL.gov
Delivering Exceptional Service
Visit us on Facebook:
www.facebook.com/charlottecountypublicworks/



ROTONDA WEST ASSOCIATION

BOARD OF DIRECTORS



Andy VanScyoc
President



David Kelly
Vice President



Sam Besase
Treasurer



Karen Harvey
Secretary



Peter Traverso
Director



Deb Orchard
Director



Jerry Eldred
Director

Board of Directors Meeting

Thursday, June 12, 2025— 2:00 PM

MINUTES

PRESENT: Sam Besase, Jerry Eldred, Karen Harvey, Deb Orchard, Peter Traverso, and Andy Van Scyoc (Chair),

ABSENT: David Kelly,

Management: Derrick Hedges, RWA Manager

Members: Joe Harris, Annette Casteel, Barb Peszko, Dale Jensen, Paul Slovinski, Tom D'Abrosca, Randy Keller, Leo Van Orden (via Zoom) Sheryl Nowicki, Cheryl Lateer, Phylis Stewart, Barry Bonderson, Jenny Bulle, Nancy Schwechel, Steve Gray, Eugene Learner,

The meeting was called to order by President Van Scyoc at 2:00 PM. The meeting was properly noticed, and a quorum was present.

The Pledge of Allegiance to the United States of America was said.

Director Besase moved the Board to approve the BOD Meeting Minutes for May 8, 2025. Motion 2nd by Director Harvey. Motion Unanimously Approved.

MEMBERS INPUT (Agenda Items)

None.

OFFICERS, EMPLOYEES & CONTRACTORS REPORT

President's Update: Andy Van Scyoc

Treasurer's Report: Director Besase

Director Besase provided a written report that is attached to these minutes.



Manager's Report: Derrick Hedges, Manager

Manager Hedges provided the board with an update on the projects that staff have been working on.

Deed Restrictions Violations: Nancy Schwechel, Administrator

Nancy Schwechel, Administrator, stated that there are violations listed in the Board Packet for approval. A motion to levy fines on members for violations listed numbers 1 through 102. If confirmed by the Compliance Committee, these fines shall be automatically imposed.

Director Harvey motioned to approve the Deed Restriction Violations and Director Traverso 2nd the Motion. Motion Unanimously Approved

COMMITTEE REPORTS

Administration/Personnel – President Van Scyoc (Chair)

No Report.

Budget & Finance Committee – Tom D'Abrosca (Chair)

Mr. D'Abrosca provided a written report that is attached to these minutes.

Buildings & Grounds – Director Besase (Chair)

No Report. Discussion of 3-year plan workshop.

Director Orchard motioned to approve the Building and Grounds 3-year plan item number 2-8 and Director Harvey second the motion. Motion Unanimously Approved.

Community Outreach – Deb Orchard (Chair)

Director Orchard provided a written report that is attached to these minutes.

Compliance – Barb Peszko (Chair)

Ms. Peszko provided a written report that is attached to these minutes.

Residential Modifications Committee – Barb Peszko (Chair)

Ms. Peszko provided a written report that is attached to these minutes.

Deed Restrictions – Dale Jensen (Chair)

No Report.

BOD MINUTES CONTINUED...



Election Committee Dale Jensen (Chair)

No Report.

UNFINISHED BUSINESS

CPA Geoff Lordy provided a written report of the 2024 Independent Audit Report

NEW BUSINESS & COMMUNICATIONS – President Van Scyoc

1. Appeal 22 Medalist Ct. -Statue of Liberty -Mr. & Mrs. Stewart's. Director Orchard motioned to approve the Statue of Liberty Statue and Director Eldred the 2nd motion. Discussion between the Board of Director and the Stewart's deciding on the appeal, it was suggested to locate it in the back yard and the Res. Mod. committee would then approve it. The Stewart's replied they did not want it in the back yard. The Board recommended that if the owners want, they will find a place in Rotonda West with the owner's input for the statue to reside. After the discussion, the board voted.
Director Besase-No, Director Harvey – No, Director Orchard-No, Director Traverso-No, Director Eldred – Yes, President Van Scyoc -Yes, vote 4-2 motion did not pass.
2. Tannenbaum Lemole & Hill Attorneys at Law retainer agreement for Rotonda West Association, Inc. discussion and motion needed for retainer agreement.
Director Harvey motioned to retain Tannenbaum Lemole & hill for collection of past due assessment and Director Besase second the motion. Motion Unanimously Approved.

MEMBERS INPUT (Non-Agenda Items)

RESPONSE TO MEMBER'S INPUT

None.

DIRECTOR INPUT

Director Harvey thanked everyone for working together to complete the 3-year plan and thanked the Res Mod committee for all the hard work they do.

Director Besase updated members on the paving schedule for the roads being paved in Rotonda West.

Director Orchard thanked the Building and Grounds Committee for working so hard on the 3-year plan and getting it motion passed to move forward.

President Van Scyoc thanked everybody for coming out and will see them at the next meeting.

ADJOURNMENT Meeting adjourned at 3:08 PM

Next Board Meeting: 10 July 2025, 2:00 PM

Respectfully Submitted,
Denise Huffman Minutes Clerk

2025 RWA BOARD OF DIRECTORS ELECTION 2025



Candidates needed for next election

Submitted by: Dale Jensen
Election Committee Chairperson

Do you have the desire to serve your community? Then now is the time for you to step up and become a candidate for the Rotonda West Board of Directors. Two Board seats are up for election in 2025 and Directors elected this year will serve a three-year term commencing in December of 2025 and continuing through November of 2028..

Interested, but you need some more information? We've got you covered. If you want to know more about the election process in general or what you must do to become a candidate specifically, log on to the Rotonda West website at rotondawest.org, choose "Governance" from the top menu and then select "RWA Elections". Once you're on that page you will see two documents you can read and download. The first document is the *Election Rules, Procedures and Political Campaign Guidelines* which provides information on the entire election process and the second document is the *2025 Board of Directors Candidate Packet* which provides specifics on how to declare your candidacy for a Director position and key dates in the election cycle.

Once you've read the documents and made your decision to become a candidate, there are several action items and dates to remember:

Friday, August 8, 2025, at 12:01 p.m. - Submittal Deadline for Candidate Documents All candidate documents must be deposited in the candidate information lockbox located at the RWA Office at 646 Rotonda Circle no later than 12:01 p.m. on Friday, August 8, 2024. These documents can be submitted by either the candidate or their proxy.

Friday, August 8, 2025, at 1:00 p.m. - Election Committee Meeting to Review and Certify Candidate's Documents

The election committee will review all submitted candidate documents at this meeting to finalize its recommendation to the Board regarding which candidates should be qualified/disqualified. Candidates are invited to this meeting where they will have the opportunity to correct any issues with their documents.

Thursday, October 16, 2025, at 7:00 p.m. - Candidates Night

Candidates night offers the candidates the opportunity to introduce themselves to the RWA members and answer questions submitted by the members.

If you have any questions about declaring your candidacy, creating your candidate documents or the election process in general, please email the election committee at electioncommittee@rotondawest.org.

ATTENTION

POTENTIAL CANDIDATES

FOR BOARD OF DIRECTOR SEATS 2025

ELECTRONIC VOTING OFFERS NEW CAMPAIGN OPTIONS FOR BOARD CANDIDATES

JULY 2025

In the past, the only options available to candidates for an RWA Board seat was a one-page black and white resume-like document with a small passport-sized photo. That document was included in the annual meeting notice and was available on the RWA website. Now that e-voting is available, the RWA is able to offer some improved campaign communications options for Board candidates.

With e-voting, candidates can now create multi-page colorful campaign resumes and include full length higher resolution photos of up to 5 Mb each. Candidates can also create a campaign video which voters can view by selecting a link from the candidate information section of the e-ballot.

Candidates can use their own equipment to create their video or they can work with the RWA staff to create their video using RWA equipment. Candidates can host their video on a website of their choice (YouTube or Vimeo) or they can have the RWA host the video on the RWA website.

RWA ELECTION COMMITTEE



RWA COMMITTEES AT WORK- MEETING SCHEDULE



ALL MEETINGS ARE ALSO AVAILABLE ON ZOOM

<u>COMMITTEE</u>	<u>DAY</u>	<u>TIME</u>
BOARD OF DIRECTORS	2ND THURSDAY OF EACH MONTH	2 P.M.
ADMINISTRATIVE/PERSONNEL COMMITTEE	“AS NEEDED” BASIS	TBA (not on zoom)
BUDGET & FINANCE COMMITTEE	4TH MONDAY OF EACH MONTH	9:30 A.M.
BUILDINGS & GROUNDS COMMITTEE	2ND TUESDAY OF EACH MONTH	10:30 A.M.
COMMUNITY OUTREACH COMMITTEE	1ST WEDNESDAY OF EACH MONTH	9:30 A.M.
COMPLIANCE COMMITTEE	DATES VARY (CHECK CALENDAR)	2 P.M.
DEED RESTRICTION COMMITTEE	4TH WEDNESDAY OF EACH MONTH	9 A.M.
ELECTION COMMITTEE	SPECIFIC TO ELECTION SCHEDULE	CHECK CALENDAR
RESIDENTIAL MODIFICATION COMMITTEE	2ND & 4TH TUESDAY OF EACH MONTH	9 A.M.
RW NEIGHBORHOOD WATCH	3RD TUESDAY OF EACH MONTH	10 A.M.

CALENDAR OF UPCOMING EVENTS

* EVENTS ARE HELD AT THE COMMUNITY CENTER, UNLESS OTHERWISE NOTED

AUGUST

8/1, 8/8, 8/15, 8/22, 8/29, Friday, 10am: Tai Chi

8/4, 8/11, 8/18, Monday, 10am: Pilates Mat

8/6 Wednesday, 5pm: Mix & Mingle Happy Hour
at Rotonda Community Park **(CANCELED)**

8/7, 8/14, 8/28 Thursday, Christmas Indoor Decorating Session:
Please note different times (8/7 at 11:30am-3:30pm)
(8/14 at 10am-1:30pm) (8/28 at 12-3:30pm)

8/20 Wednesday, 6:30pm: Trivia Night with Tim **(CANCELED)**

SEPTEMBER

9/1 Monday, RWA OFFICE & COMMUNITY CENTER CLOSED FOR LABOR
DAY OBSERVANCE

9/3 Wednesday, 5-8 pm: Mix & Mingle Happy Hour at Rotonda Community
Park at Parade Circle

9/4 Thursday, 9:30am-1:30pm: Christmas Crafting

9/4 Thursday, 6:30-8pm: MUSIC BINGO!

9/5, 9/12, 9/19, 9/26 Friday, 10-11am: Tai Chi (outdoors on 9/5)

9/8, 9/15, 9/29 Monday, 10-11am: Pilates Mat Fitness

9/9 Tuesday, 3-4:30pm: Treasurer's Town Hall Meeting

9/11 Thursday, 9:30am-1:30pm: Christmas Crafting

9/17 Wednesday, 6:30-8:30pm: Trivia Night with Tim *Doors open at 6pm

9/21 Sunday, 12:15-4pm: BINGO (starts promptly at 1pm)

9/23 Tuesday, 5-8pm: Mix & Mingle Potluck

9/24 Wednesday, 6:30-8pm: Music in the Park-**OPEN MIC NIGHT!** Indoors

9/25 Thursday, 2-3pm: Health & Wellness- *How Not to Age Via Nutrition*
with Diane Casey

RWA EVENTS AT A GLANCE (8/1-8/31)


* EVENTS ARE HELD AT THE COMMUNITY CENTER, UNLESS OTHERWISE NOTED

MONDAY

8/4, 8/11, 8/18

PILATES MAT

10 AM



WEDNESDAY

8/20

TRIVIA NIGHT

WITH TIM

6:30 PM

CANCELED



FRIDAY

8/1, 8/8, 8/15,

8/22, 8/29

10 AM

TAI CHI



WEDNESDAY

8/6

MIX & MINGLE

CANCELED

HAPPY HOUR

AT ROTONDA
COMMUNITY PARK

5 PM



THURSDAY



8/7, 8/14, 8/28

CHRISTMAS INDOOR
DECORATING SESSION

**PLEASE NOTE
DIFFERENT TIMES:**

8/7: 11:30 AM– 3:30 PM

8/14: 10 AM– 1:30 PM

8/28: 12-3:30 PM

CHECK IT OUT!



Rotonda West
Association
Community Outreach Committee

Official
RWA
Facebook
Event Page



FOLLOW US ON
FACEBOOK



Scan QR Code
Like & Follow page
for updated events

Please do not contact the
RWA office.

Questions? CommunityOutreach@RotondaWest.org

- THESE EVENTS ARE OPEN TO RWA PROPERTY OWNERS, RENTERS, AND THEIR GUESTS
- PLEASE DO NOT CONTACT THE RWA OFFICE WITH QUESTIONS OR COMMENTS REGARDING THESE EVENTS. THE OFFICE DOES NOT HAVE INFORMATION ON EVENTS.
- FOR MORE INFORMATION CONTACT: communityoutreach@rotondawest.org

THANK YOU

LAST HURRICANE SEASON WAS A BUSY ONE, BE PREPARED FOR THIS YEAR!

HURRICANE HELENE



Helene at peak intensity just prior to landfall in the [Big Bend region](#) of Florida on September 26

Meteorological history

Formed	September 24, 2024
Extratropical	September 27, 2024
Dissipated	September 29, 2024

Category 4 major hurricane

1-minute sustained (SSHWS/NWS)


Highest winds	140 mph (220 km/h)
Lowest pressure	939 mbar (hPa) ; 27.73 inHg

Overall effects

Fatalities	252 total
Injuries	≥117
Missing	4
Damage	>\$78.7 billion (2024 USD)

Areas Affected: Southeastern United States (especially Florida, the Carolinas, Georgia, Mid-west U.S. and Northeast U.S.

HURRICANE MILTON



Milton at its record-tying peak intensity just north of the [Yucatán Peninsula](#) on October 7

Meteorological history

Formed	October 5, 2024
Extratropical	October 10, 2024
Dissipated	October 12, 2024

Category 5 major hurricane

1-minute sustained (SSHWS/NWS)

Highest winds	180 mph (285 km/h)
Lowest pressure	895 mbar (hPa) ; 26.43 inHg (Tied for lowest recorded in the Gulf of Mexico)

Overall effects

Fatalities	45 total
Missing	6
Damage	\$34.6 billion (2024 USD)

Areas Affected: Mexico, West Cuba, Southeastern U. S. (especially Florida and Georgia), Bahamas

GET YOUR DISASTER PLANNING GUIDE

How do I get a Charlotte County FL disaster guide

To obtain a disaster guide for Charlotte County, FL, you can visit the **Charlotte County Office of Emergency Management's Disaster Guide** page. This guide provides essential information on what to do before, during, and after a disaster, including emergency supply kits, safety tips, and resources for recovery. It is a valuable resource for residents to stay informed and prepared for potential disasters.

THE FOLLOWING PAGES ARE TAKEN FROM THE DISASTER PLANNING GUIDE

CHARLOTTE COUNTY DISASTER GUIDE



**Prepare
NOW**

**Survive
DURING**

**Be Safe
AFTER**

If a disaster struck, would your family be ready? Would your business be ready? Follow the tips and checklists in this guide to protect your loved ones, your home and your business.

OVERVIEW:

Prepare before hurricane season starts. Atlantic hurricane season starts June 1.

Know what to do before, during, and after a hurricane: prepare now, survive during, be safe after.

Put together a **disaster plan** with your family and for your business before a hurricane.

Have **emergency supplies** in place at home, at work, and in the car.

Know your local community's **evacuation** plan and evacuation routes and how to receive alerts.

Listen to local officials.



Inside This Guide

Prepare NOW: Put Together a Plan	2
Pets Safety and Checklist	3
CERT and CCFLARES Amateur Radio	5
Evacuate or Stay?	6
Shelters and Shelter Checklist	7
Understanding Storm Surge	8-9
Evacuation Map	10-11
Flood Zone vs. Storm Surge	11
How to Stay Informed	12
Family Disaster Plan	13-14
Disaster Supply Kit Checklist	15
Survive DURING	16
Be Safe AFTER	16
Disaster Safety Tips	19
Important Numbers	20

DISASTER PLANNING GUIDE

Hurricanes are dangerous and can cause major damage because of storm surge, wind damage, and flooding. Storm surge is historically the leading cause of hurricane-related deaths in the United States.

This guide was developed by the Charlotte County Emergency Management Office to help you make your family and business plans. It also directs you to additional resources where you can get more information and assistance.

Government cannot do this alone. It takes the "whole community" to effectively prepare for, respond to, and recover from a disaster. This includes our neighborhood and condo associations, faith-based, volunteer, civic organizations, schools, business community, and residents. You can get training by joining a Community Emergency Response Team (CERT) in your neighborhood. Visit CharlotteCountyFL.gov/CERT for information.

Get involved and spread the word at your school, work, club or place of worship. This is what it takes to make our community safer and more resilient.

Prepare NOW

PUT TOGETHER A PLAN

Make sure everyone knows where to go and what to do in an emergency by putting together a family disaster plan and a business continuity plan.

Plan Basics

- How will we receive alerts and warnings?
- Where will we go? What are the evacuation routes? As a last resort, what shelter will we go to?
- How will we communicate with each other?
- Where will we meet if we get separated?

Know Your Evacuation Zone: Is your house or business in a hurricane evacuation zone? Visit www.CharlotteCountyFL.gov/KnowYourZone to find out. You should also learn if your house is at risk for flooding - check your FEMA Flood Zone (visit msc.fema.gov).



Choose a Contact Person: Ask someone out of the area to be a contact if you are separated in a disaster, to have family members report their location.

Keep Contact Information Up-To-Date: Include contact information in your phones and make emergency contact cards to carry with you.

Think Ahead About Evacuation: Determine if and when you would evacuate, where you would go and how you will get there. Have multiple options. Stay with friends or family if they are in a safer evacuation zone and not being asked to leave. If you are in a safe area, invite them to stay with you.

Practice your disaster plans often with your family and office.

Find more disaster planning information at Ready.gov and the Charlotte County Emergency Management Office www.CharlotteCountyFL.gov/EM.

Prepare Your Home, Office and Belongings Ahead of Time

- Check your disaster supplies.
- Refill prescriptions. Maintain at least a two-week supply of medication.
- Clear your yard of furniture, potted plants, bicycles, trash cans and other objects that can cause damage in heavy winds.
- Keep landscaping trimmed. Make sure yard waste will be picked up before storms.
- Protect windows and glass doors with plywood or storm shutters.
- If flooding could threaten your home, move important items such as electronics and antiques off the floor.
- Fill your car's gas tank, check oil, water and tires.
- Secure your boat early. Drawbridges will be closed to boat traffic after an evacuation order is issued.
- Get cash. Banks and ATM's don't work without electricity and few stores will be able to accept credit cards or checks.
- Never sweep or blow yard leaves, pine needles, grass clippings or soil into the street or stormwater system. This clogs up the stormwater pipes and prevents water from draining.
- If you own a business, follow your Business Continuity Plan. For more information on how to create a Business Continuity Plan, go online to disastersafety.org or ready.gov.

Personal Safety

Wherever you are evacuated, in a public shelter, or at home, follow the latest guidelines from the Centers for Disease Control and Prevention (CDC) to protect yourself and family from any current health risks.

- What supplies will you need for protection? (Soap, hand sanitizer, disinfecting wipes, face masks, etc.)
- What are the current social gathering guidelines?

Visit CDC.gov for the most current information.

Keep Your Pets Safe

Don't leave your pets and don't use your pet as an excuse not to evacuate. Don't put yourself, your family and your pet at risk! You are responsible for planning for your pet.

Take your Pet Disaster Supplies if you evacuate, go to friends/relatives, a public shelter (Charlotte County public shelters are pet-friendly) or a hotel. Find pet-friendly hotels at petswelcome.com.

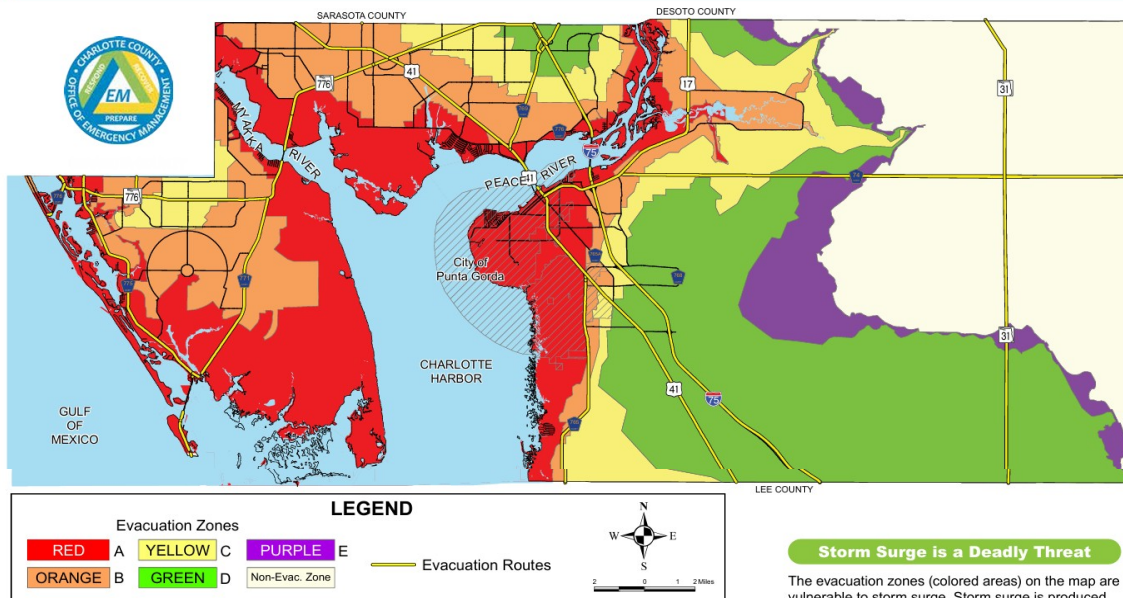
After the storm passes, be careful with your pet outdoors. Familiar scents and landmarks may be altered and confuse your pet. Other dangers may be present, such as downed power lines, animals and insects brought in with high water, and contaminated food or water. Nearly 80% of pets displaced by a storm are never reunited with their owners.



Pet Evacuation Supply Checklist:

- ☐ Proper ID collar and rabies tag/license
- ☐ Vaccination papers (Pet-friendly shelters and boarding facilities may require proof of vaccinations within the past 12 months.)
- ☐ Carrier or cage (large enough for your pet to move around)
- ☐ Leash
- ☐ Ample food supply (at least two weeks) and non-electric can opener if needed
- ☐ Water (minimum of 7-day supply)
- ☐ Water/food bowls
- ☐ Any necessary medications
- ☐ Specific care instructions
- ☐ Newspapers, cat litter, scoop, plastic trash bags for handling waste
- ☐ Proper ID on all belongings (including emergency contact information if you evacuate)
- ☐ Photo of you with your pet
- ☐ A comfort item (favorite toy or blanket)
- ☐ Microchipping your pet is strongly recommended

CHARLOTTE COUNTY EVACUATION MAP



Using The County Evacuation Map

1. Locate where you live and work on the map
2. Determine whether you are in an evacuation area, and if so, what color and letter (ex. Orange=B).
3. If you are in an evacuation area or a mobile home/manufactured home/RV, decide where you will go if ordered to evacuate. Your choices include:
 - Home of a relative or friend outside the evacuation zone
 - Hotel/motel outside the evacuation zone (make arrangements early)
 - Leave the area entirely
 - A public shelter (verify the shelter is open before you go).

You can also find your evacuation zone online: www.CharlotteCountyFL.gov/KnowYourZone.

Note: All persons living in mobile homes/manufactured homes/RVs should evacuate before the onset of Tropical Storm force winds, regardless of where you are located in the county.

Saffir-Simpson Hurricane Wind Scale

Category	Sustained Winds
1	74 - 95 mph
2	96 - 110 mph
3	111 - 129 mph (major)
4	130 - 156 mph (major)
5	156 mph or more (major)

Flood Zone vs. Storm Surge



Flood zones are geographic areas defined by FEMA as having varying levels of flooding risk.



Storm surge is the abnormal rise of water pushed onto shore by hurricanes or tropical storms.

Storm surge evacuation zones are areas vulnerable to storm surge. They are broken down into five color-coded zones. This is how we communicate who needs to evacuate.

Evacuation Zones					
RED	A	ORANGE	B	YELLOW	C
GREEN	D	PURPLE	E		

Storm Surge is a Deadly Threat

The evacuation zones (colored areas) on the map are vulnerable to storm surge. Storm surge is produced by water being pushed towards the shore by the force of the winds moving around the storm. **Storm surge is historically the leading cause of hurricane-related deaths in the United States.**

Storm surge creates a path of destruction, wiping out structures as it rapidly surges inland and then recedes. This is a life threatening situation for anyone who ignores mandatory evacuation orders and stays in vulnerable areas.

HOW TO STAY INFORMED

Social Media

- @OEMCharlotteCounty on Facebook
- @charlottefleoc on Instagram
- @CCOEM on Twitter
- Nextdoor.com
- Sign up for AlertCharlotte.com

Websites

Charlotte County Emergency Management -
CharlotteCountyFL.gov/EM

FEMA -
fema.gov

Florida Division of Emergency Management -
floridadisaster.org

Florida Highway Patrol Traffic -
flhsmv.gov/florida-highway-patrol/traffic-incidents

National Hurricane Center -
nhc.noaa.gov

National Weather Service -
weather.gov

Disaster Planning Guide (this publication online) -
CharlotteCountyFL.gov/disasterguide

National Weather Radio

A weather radio can save your life by alerting you of approaching hazardous weather. They can be bought locally and programmed for Charlotte County alerts only if you chose. Charlotte County FIPS code is 012015.

This service is provided by the National Weather Service. The alert is tested every Wednesday. Find more online: www.weather.gov/nwr/

National Weather Service

National FEMA Alerts (Wireless Emergency Alerts) for Smartphones are short text messages to alert you of imminent threats, amber alerts, and presidential alerts. You will be alerted no matter where you are in the nation. If you are near a cell tower that is being alerted, you will get it on your cell.

Batteries


If your radio requires batteries, be sure to have a supply on hand to keep your radio on through a power outage of several days.

Local Radio Stations

- WCCF AM 1580
- WENG AM 1530, FM 98.1, FM 107.5
- WBCG FM 98.9
- WCKT FM 100.9
- WCVU FM 104.9
- WGPU FM 90.1
- WIKX FM 92.9
- WINK FM 96.9
- WMKO FM 91.7

Go to www.ontheradio.net for more information.

Local TV Stations



Charlotte County TV (CC-TV) on Comcast channels 20 & 97 or stream: CharlotteCountyFL.gov/CCTV

Over the air (antenna)

- WINK CBS 11.1
- WBBH NBC 20.1
- WZVN ABC 26.1
- WWSB ABC 40.1
- WFTX FOX 36.1

DISASTER SUPPLY KIT CHECKLIST

General:

- ☐ At least two weeks supply of medication, medical supplies used regularly and a list of allergies
- ☐ List of the style, serial number, and manufacturer information of required medical devices
- ☐ Flashlight (Do not use candles and be sure to have enough batteries)
- ☐ Radio (Battery operated or hand cranked radio, a NOAA weather radio)
- ☐ Cash (Banks and ATMs may not be available after a storm)

Pet Care:

- ☐ Pet food and water (at least two weeks worth)
- ☐ Proper identification
- ☐ Medical records/ microchip info/ Vaccination papers
- ☐ A carrier or cage
- ☐ Muzzle and leash
- ☐ Bowls for water and food
- ☐ Medications
- ☐ Supplies for your service animal

First Aid:

- ☐ First Aid Manual
- ☐ Sterile adhesive bandages and gauze pads of different sizes
- ☐ Hypoallergenic adhesive, tape
- ☐ Triangular bandages
- ☐ Scissors, tweezers, sewing needle
- ☐ Moistened towelettes
- ☐ Antiseptic
- ☐ Thermometer
- ☐ Tube of petroleum jelly
- ☐ Safety pins
- ☐ Soap
- ☐ Non-latex gloves
- ☐ Sunscreen
- ☐ Aspirin or other pain reliever
- ☐ Anti-diarrheal medicine, antacid, laxative
- ☐ Cotton balls, cotton swabs

Special Needs:

- ☐ Be sure to include specialty items for infants, small children, the elderly, and those family members with a disability.

Important Documents:

(Items should be kept in a water proof container)

- ☐ Insurance cards
- ☐ Medical records
- ☐ Bank numbers
- ☐ Credit card numbers
- ☐ Copy of social security card
- ☐ Copies of birth and/or marriage certificates
- ☐ Other personal documents
- ☐ Set of car, house, and office keys
- ☐ Service animal I.D., veterinary records, and proof of ownership
- ☐ Information about where you receive medication, the name of the drug, and dosage
- ☐ Copy of will

Food and Water:

- ☐ Nonperishable food (enough for at least seven (7) days, packaged or canned food and beverages, snack foods, juices, baby food, and any special dietary items)
- ☐ Non-electric can opener
- ☐ Disposable plates, napkins, cups and utensils
- ☐ Water (1 gallon per person per day for at least seven (7) days)

Clothing:

- ☐ Include seasonal or rain gear and sturdy shoes or boots.

Vehicle:

- ☐ Keep your motor vehicle tanks filled with gas

Phone Numbers:

Maintain a list of important phone numbers including:

- ☐ Evacuation sites
- ☐ Doctors and Veterinarians
- ☐ Banks
- ☐ Schools

Public Health Supplies:

- ☐ Face masks
- ☐ Disinfectant wipes
- ☐ Hand sanitizer
- ☐ An out of town contact
- ☐ Friends & family

CHARLOTTE COUNTY WORK UPDATES

ROTONDA WEST

Submitted by Sam Besase



ROTONDA BRIDGE WORK

Meanwhile - The Rotonda BRIDGES work shall continue from now thru December, 2025 and includes 6 more bridges.

It takes approximately 4 to 6 weeks to complete repairs and maintenance per bridge. Traffic shall be either detoured or maintained. Please observe posted construction/detour signs.

1. Rotonda Bridge #014107: Started July 2025 Completion late August 2025
Near 727 ROTONDA CIRCLE Between Long Meadow Lane and Marker Road
Rotonda Circle closed with a detour route
 2. Rotonda Bridge #014100: Started July 2025 Completion late August 2025
NEAR 407 ROTONDA CIRCLE-Between Fairway Road & Mariner Lane
Rotonda Circle traffic maintained – one lane with traffic light
 3. Rotonda Bridge #014063: perhaps starting in September 2025???
- NEAR 211 ROTONDA CIRCLE-Between Bunker Road & Mark Twain Lane
- 8 completed + 4 started = 12 of 18* there remains 6 more MSBU bridges to be completed in 2026. The specification and bidding process has not yet started for the final 6 bridges, perhaps 4Q-2025-1Q-2Q 2026. Perhaps start work 2Q-3Q-4Q 2026.

ROTONDA BLVD SOUTH BRIDGE

Here is the most updated information regarding the Rotonda Bridge that needs to be replaced due to damages from Hurricane Ian:

Staff has 100% plans and is waiting on the final bid specification. We are also waiting on the ACOE permit, however, the reviewer has reached out and said they are hopeful to get to it in the very near future (The consultant reaches out to the reviewer weekly).

Negotiations on cost need to be negotiated with FEMA. Fiscal staff has been trying to get a meeting set up with FEMA since the court ruling. Yesterday fiscal staff has received the name of the contact person for this negotiation. A request for a meeting has been sent to FEMA to start this process.

ENGLEWOOD BEACH UPDATE

Englewood Beach update:

Most of the parking both north and south at the beach are now open. Portable toilets are available for temporary restroom facilities. Patrons are advised to only use designated “dune walk through” access points and to be diligent and alert for hazards.

It shall be several more months before the eventual reconstruction of public bathrooms; reconstruction of the dunes; reconstruction of the boardwalks; are completed

Continued...

SWALE DRAINAGE ISSUES

Swale Drainage Issues: FAIRWAY ROAD = SWALE/GREENBELT RESTORATION PROJECT started in May.

Staff has not made any indications that this work will be placed out for bid. Work will be completed in-house in the next dry season due to the prioritization of road crossing pipe replacements ahead of the paving program.

TRAFFIC LIGHT SCHEDULE

Traffic lights at Gasparilla & Rotonda Boulevard East NOW RE-scheduled for 1Q 2026.

Traffic lights at Gasparilla & Ingram/Ingraham are also, RE-scheduled for 1Q 2026.

FDOT is taking public input on the approximate 4 mile stretch of SR 776 (McCall Road) between Gulfstream/Willmington West (Big W Law Firm) and Gulfstream/Willmington East (near Home Depot) with about 7 intersections that **do not have traffic lights** because of recent multiple serious and deadly crashes (Mayport & Regina/Rosewood & Flintlock & Oceanspray & Shalimar & Princess & David), perhaps by limiting vehicles from CROSSING all 4 lanes by only allowing right turns. The Metropolitan Planning Organization (MPO) met on Thursday July 17, 2025 and they provided large charts around the room with “heat map” information on Fatal and Serious injury CRASHES in Charlotte County. Vehicle/vehicle; vehicle/motorcycle; vehicle/bicycle; vehicle/pedestrian. Also charts on population growth by area within Charlotte County (no population growth shown for RWA, since 80% built out. East of Gasparilla showed large growth area in South Gulf Cove area and all the way up to SR 776.

The next regular quarterly Rotonda West Streets & Drainage meeting shall be held on Thursday September 25, 2025 at 9:30am at the San Casa Road (DMV) Charlotte County facility.

I hope that answers many of your questions between now and the next MSBU meeting.

There are approximately 9,000 ERU's = Equivalent Residential Units, that pay (\$445 each) into this MSBU. The Rotonda West Streets & Drainage MSBU budget is a little over \$4 million annually.

Respectfully, Sam Besase – Advisory Board Member–Rotonda West Streets & Drainage MSBU.

(questions, please call 281-923-4041, I'll try to get you an answer)

The other MSBU members are: Laura Ingrassia-Nicholas Kotzalas-Carol DeLuca-Leo VanOrden

END



Rotonda West Association

Good Afternoon, Rotonda West Members,

I would like to inform you that Blue Streak is currently working with Lumen to install underground fiber optic cables in the Rotonda area.

At this time, there are six active projects underway, supported by three subcontractors working throughout the neighborhood. Unless unforeseen delays occur, the estimated completion time for this work is approximately six months.

If you have any questions, complaints, or concerns, please call 800-869-1615. Blue Streaks team will assess whether the issue is related to their work or another fiber provider in the area. If it falls under their responsibility, they will ensure that the issue is resolved promptly.

Thank you for your understanding and cooperation as they work to improve the network infrastructure in our community.

We have received several inquiries regarding the limitations on digging associated with this project. Please note the following:

- They are permitted to dig up to 15 feet from the edge of the pavement towards homes.
- They will dig to a minimum depth of 30 to 36 inches underground.
- Homeowners are responsible for repairing any irrigation systems located in the right-of-way (repairs are not permitted).
- Contractors will be responsible for repairing irrigation systems that are outside the right-of-way (repairs are permitted).

Thank you for your attention.

Best regards,
Derrick Hedges
Manager
Rotonda West Association Inc.





LARGE MOUTH BASS IN ROTONDA CANALS


By: Bob Winter

Aquatics Sub Committee

Pictures provided by Bob Winter.

They are taken from a recent
video Bob made. Video Link:

https://youtu.be/n_xsmS8gwe0



The Large Mouth Bass is the most popular fresh water game fish. More time and money is spent by fishermen and women pursuing this fish than most others. The residents and guests of Rotonda are fortunate that they live here in our canals.

The RWA maintenance practice of cutting and harvesting *Vallisneria*, aka *Tape Grass*, provides quality oxygenated water and a place for them to hide and ambush their prey. It also provides a places for their prey like smaller fish to hide. Another plant that helps the bass is the White Water Lily. Its broad floating leaves provide a cool refuge from the hot summer water temperatures.

ENJOY FISHING IN OUR CANALS

GARDEN TIP FOR AUGUST

Article by: Ann Weaver
Master Gardener

A summer visitor to our gardens is the Gulf fritillary, a red-orange butterfly that is smaller and flies more rapidly than the Monarch butterfly. It is searching for nectar plants and one of the many passionvines, a host plant for its larvae. The caterpillar is shiny, with black and reddish-orange stripes, and black spines that are harmless to humans.

The fritillary easily finds the corkystem passionflower (*Passiflora suberosa*); the plant springs up from squirrel planted seeds. This native is a vine that can reach 15 feet in length. Even a small corkystem can feed a couple caterpillars.

The name may be due to the “corkiness” of the older stems or the soft spiral tip of each branch that clings to a structure or other plants. The corkystem is happiest in part shade and will cling to the boots of a sabal palm or a trellis. I give it a branch to lift it off the ground and it spreads, groundcover-like. Its flower is dime-sized and green. Our native bees love it. For a showy flower, plant the maypop (*Passiflora incarnata*) which will also host fritillaries as well as the Zebra Longwing (Florida’s state butterfly) and the Julia. This vine has large interesting flowers and edible fruits. It needs a trellis or a tree to climb over. It dies back in cold weather, then “pops” up in May.

Note: the oleander caterpillar looks similar to a Gulf fritillary caterpillar, but you will not find the Gulf fritillary caterpillar eating your oleander bushes or desert roses. The oleander caterpillar is orange with brush like spikes, which are longer than the Gulf fritillary spikes and each has several “hairs”. It is the larvae of the Polka-Dot Wasp Moth. When it feeds on the toxic oleander, it can cause itchy skin if handled. I removed two oleander shrubs after battling the caterpillars for 2 years.

Want to learn about butterfly gardening? Join the Broadmoor Butterfly Garden maintenance team. We garden at Broadmoor Park the first Saturday and first Tuesday of the month at 8:00 am for one hour.

Email Ann at ann.weaver815@gmail.com



Nature News



Gulf Fritillary Butterfly
has 3 white spots on
each wing surrounded
by black



Corkystem Passionvine
climbing a bamboo teepee



Corkystem Passionflower
(*Passiflora suberosa*)



Gulf fritillary butterfly
eggs



Gulf fritillary caterpillar

**RESIDENTS CAN ALSO FIND EVENT FLYERS
ON THE OFFICIAL
RWA FACEBOOK EVENT PAGE**



Rotonda West
Association

Community Outreach Committee

**Official
RWA
Facebook
Event Page**



**Scan QR Code
Like & Follow page
for updated events**



*Please do not contact the
RWA office.*

Questions? CommunityOutreach@RotondaWest.org



ENTERTAINMENT



TRIVIA WITH TIM



Rotonda West
Association

COMMUNITY OUTREACH COMMITTEE
PRESENTS:

The popular *Trivia Night with Tim* was held on Wednesday, July 16th.

The teams that attended were given the interesting category of "The Man".

The winners of the night were Team Smarty Pants.

Trivia Night

LITERATURE & SCIENCE

TOYS & GAMES

HISTORY & ANIMALS

MUSIC TV & MOVIES

SPORTS AND MORE!

Play as a team or individually

FREE!

Presented by Tim's Trivia
TimsTrivia@yahoo.com
Timothy Dowd, originally from Michigan. I have been a college professor for almost 30 years with degrees in English, philosophy, sociology, psychology, history and humanities. I have been doing TRIVIA for almost 20 years; also music bingo, scavenger hunts, hosting various events as well as DJ-ing dances of all kinds. Recently have been named the number one TRIVIA in Southwest Florida!



Winners: L to R
Mike Packer, Margarat Packer, John Simmons, Joanne Simmons, and Julie Naccarato.

3rd WEDNESDAY OF EACH MONTH

**AUGUST 20TH
TRIVIA NIGHT
CANCELED**

Doors open @ 6:00 pm

Starts @ 6:30 pm

**RWA Community Center
646 Rotonda Circle**

Welcome RWA property owners, residents, renters and their guests.

Questions: Contact the Community Outreach Committee: communityoutreach@rotondawest.org

Please do not contact the RWA Admin Office, you will be referred to the above email.

Bring your own drinks with lids & snacks. No pets.



THANK YOU FOR THE GIFT! Tim Dowd thought the winners needed something special to honor their win. So, he and Julie made this plaque which will honor the monthly winning teams! It will be displayed in the lobby of the Community Center.



SAVE THE DATE!

SOMETHING NEW FOR YOU

ROTONDA WEST OPEN MIC NIGHT

WEDNESDAY, SEPTEMBER 24TH

6:30-8 PM

A MUSIC IN THE PARK EVENT

BY: COMMUNITY OUTREACH COMMITTEE

**ENJOY LOCAL TALENT INDOORS AT THE
RW COMMUNITY CENTER.**

**KARAOKE SINGING, INSTRUMENT PLAYING,
COMEDY, AND MORE.**

FOR MORE INFORMATION AND

TO REGISTER TO PARTICIPATE,

CONTACT:

communityoutreach@rotonda.org

PUT IT IN YOUR CALENDAR!



Protecting Rotonda West since 1981



Don't forget to remove your firearms. Since January, two firearms stolen from unlocked vehicles since.

Do you rent your home out? If so, kindly remind your renters of the 9pm routine. This message aligns with CCSO message on safety. One homeowner ended up with critters in the attic as the renters left the garage and attic door open overnight.

Look back to make sure your garage door closes all the way; recently a garage door was left open for 6 days. Which begs the question; Do you know your neighbors?

This time of year, the sun has shifted more west, where the sun can catch the "eye" of your garage door and prevent it from closing. If you don't know what the "eye" is, it is the little boxes attached to either side of garage door tracks, close to the floor. It is a good idea, generally speaking to make sure they are securely tightened (most have wing nuts) so your door opens and closes properly.

Come join us at our monthly meetings. You will find all kinds of interesting information about Neighborhood Watch, what transpired over the month(s), and pertinent information presented by Deputy Inferino from CCSO. Each month he gives us an update on things going on around our Rotonda West community and around Charlotte County.

We Need You!!! If you are looking to volunteer as a Patrol or be a Base Station, it just takes two hours a month; a small commitment to protecting our neighborhoods. If you are interested in joining our organization, please contact David Perry at 941-828-1584

See you at our next meeting; August 19th @ 10am at the RWA Community Center

www.rotondawestneighborhoodwatch.com

Facebook @ Rotonda West Neighborhood Watch



GFWC Rotonda West Woman's Club, Inc.

GWEN GRACE, PAST PRESIDENT



July and August are the slowest times for our club because we don't have our General Membership meeting until September and many members are traveling or have headed north. But that doesn't mean that our members are not having fun and doing the good work that GFWC Rotonda West Woman's Club is known for.

A group from the Environment Community Service Program had a road cleanup on Rotonda Blvd. West. If you head down that road, take a look for the sign that shows our club as the caretakers of the road. Pictured here are members Barbara Frey, Glenda Sammat and Rita Lopienski keeping Rotonda clean.



GFWC Rotonda West Woman's Club has a total of six book clubs which meet at different times and places. All 6 clubs came together to welcome a special guest speaker at their 2nd Annual July ESO Lunch & Learn event. Storyteller and Award-Winning Author Judith L. Pearson writes in a narrative non-fiction style. Her books are factually correct stories of real people and events but have a tone more akin to novels with the result being not only entertaining but intellectually stimulating.



Thanks to all who donated children's sneakers during the recent blood drive at the Rotonda West Marina. We collected a car trunk full of new sneakers and socks for the annual Kids' Needs Back to School event.

The Kids' Needs volunteers came out to carry them into the store.

Want to get to know us? On Tuesday, August 12th from 2:30 to 4:30 pm at the RW Community Center we will be hosting a Meet & Greet for women who are interested in our club. We will have a short presentation and enjoy some punch and snacks. If you are interested, please RSVP Fran Hamilton at 252-725-9003 or email her at sunbird2302@yahoo.com.

Our next General Meeting is on Thursday, September 18th at RWA Community Center. The social time begins at 9:30 am and the business meeting starts promptly at 10:30 am. Please go to our website at www.gfwcrotondawest.org for information about upcoming events and who we are and what we do. You can also find us on Facebook at GFWC Rotonda West Woman's Group. All are invited to our general meeting.



Press Release: Life Jackets (PFD's) Are Awesome

Promoting Safe and Responsible Boating for All Ages

Contacts: Anne B. Brengle, Flotilla Staff Officer - Public Education, Flotilla 99, Cape Haze;
Alice B. Pollard, The Tide

Email: abbrengle.uscgaux@gmail.com; alicebpollard@yahoo.com

Phone: (508) 717-2613; (941) 914-5504

Date: July 27, 2025

Family Boating Safety Information Available

August 2nd, 2025, at The Tide, 321 Park Avenue, Boca Grande

[Cape Haze] — The U.S. Coast Guard Auxiliary, Flotilla 99, and The Tide, a family book, clothing and gift store with a nautical twist, invite you to a celebrate family safe boating Saturday, August 2, 2025, from 10 a.m. to 4 p.m. at The Tide. This community outreach event is designed to educate and empower boaters of all ages, encouraging safe and enjoyable experiences on the water.

Event Highlights:

- Ages 4 and up: take the “PFD Panda Pledge” and get a certificate signed by the Commander of Flotilla 99.
- Complimentary coloring books
- Children’s Coast Guard Book Reading
- Knot tying
- Fall Safe Boating Classes Schedule and Sign-up
- Vessel Safety Check Sign-up
- Family Safe Boating Brochures Available
- Paddle Craft: Canoe and Kayak Safety Brochures and Local Map
- Drawings for free life jackets



Why Safety Matters

Each year, hundreds of boating accidents are caused by the lack of safety equipment, inattention, inexperience, speed. This event aims to reduce incidents through education and awareness.



RWA Community Center
646 Rotonda Circle

1:00 pm – 4:00 pm

Doors open at 12:15 pm

*Community Outreach
Committee Presents*
2025 – 2026 Season

September 21st

October 19th

November 16th

December 21st

January 18th

February 15th

March 15th

April 19th

May 17th

Welcome property owners, residents, renters, and their guests.
Please invite your vacationing neighbors.

Snacks & water
available,
or bring your own.
Covered beverage
container please.

Questions?
communityoutreach@rotondawest.org
Please do not contact the
RWA Admin Office.
You will be referred to the
above e-mail.
No pets.

Play begins
promptly
at 1:00 pm

Must be 18 to
play.

RWA VOLUNTEER APPRECIATION DINNER



RWA VOLUNTEERS WILL FALL INTO ONE OF TWO GROUPS, DEPENDENT ON THE HOURS THEY VOLUNTEERED.

RED GROUP

- Any Rotonda resident who volunteered in the year 2025 for an official RWA event will be invited to the RWA Volunteer Appreciation Event.
- Any Rotonda resident who volunteered for 1-4 RWA events will have their dinner paid for, BUT will be required to pay for their spouses/guests dinner.
- All RWA volunteers will be required to track their own volunteer jobs on a provided VOLUNTEER JOB LOG form.
- All RWA volunteers must turn in VOLUNTEER JOB LOG to the Community Outreach Committee or the Volunteer Appreciation Dinner event coordinator at the end of the calendar year.

BLUE GROUP

- Any Rotonda resident who volunteered in the year 2025 for an official RWA event will be invited to the RWA Volunteer Appreciation Event.
- Any Rotonda resident who volunteered for 5 or more RWA events will have their dinner AND their spouse/guest dinner paid for.
- All RWA volunteers will be required to track their volunteer jobs on a provided VOLUNTEER JOB LOG form.
- All RWA volunteers must turn in VOLUNTEER JOB LOG to the Community Outreach Committee or the Volunteer Appreciation Dinner event coordinator at the end of the calendar year.
- Any person serving on the one of the RWA standing committees will not be required to fill out the VOLUNTEER JOB LOG form.

Possible RWA volunteer opportunities: Committees, Christmas parade, holiday decorating, Aquatic sub-committee water sampling, butterfly garden weeding, event welcome tables, volunteer appreciation event, photography at RWA events, event write-ups for WEST WAYS, Shred Day assistance, Celebrate the Circle, RWA Open House, serving ice cream at special events, Meet & Greet help, BINGO help, and many more.

- Proposal accepted by BOD at May 9, 2024 meeting
- Proposal accepted by Community Outreach Committee at May 2024 meeting



RWA VOLUNTEER JOB LOG (Jan.-Dec. 2025)

NAME: _____

ADDRESS: _____

EMAIL: _____

PHONE: _____

RWA EVENT/JOB	DATE	COMMITTEE NAME
1. _____	_____	_____
2. _____	_____	_____
3. _____	_____	_____
4. _____	_____	_____
5. _____	_____	_____
6. _____	_____	_____
7. _____	_____	_____
8. _____	_____	_____

At the end of the calendar year, hand in this sheet
in to the Community Outreach Committee, or to
the Volunteer Appreciation Dinner Coordinator.

THANK YOU!

**IT IS THE VOLUNTEER'S RESPONSIBILITY TO
FILL OUT THIS FORM!**

RED GROUP

BLUE GROUP

☐
☐

Coordinator will check box

OFFICE STAFF

Derrick Hedges
Manager

Annette Casteel
Assistant Manager

Tammy Birdsong
Administrator

Nancy Schwechel
Administrator and
Deed Restrictions

Jenny Bulle
Bookkeeper

Sheryl Ann Nowicki
Administrator

Kelsey Stewart
Administrator

Denise Huffman
Minutes Clerk

Joe Harris
Communications Specialist

Travis Green
Aquatics

Amanda Stuever
Administrative Assistant

MAINTENANCE STAFF

Wayne Taylor

Dale Anderson

Craig Brown

Doug Smith

Jeremy Davenport

**THANK YOU TO OUR
WONDERFUL STAFF**

BOARD OF DIRECTORS 2025

Andy VanScyoc, President

David Kelly, Vice President

Sam Besase, Treasurer

Karen Harvey, Secretary

Peter Traverso, Director

Deb Orchard, Director

Jerry Eldred, Director



WEST WAYS STAFF

Nadine Clough, Editor
westways@rotondawest.org

Connie Smith, Writer

Pattie Mihalik, Writer

David Pulaski, Photographer

Nadine Clough, Layout & Design

CONTRIBUTORS THIS MONTH:

Gwen Grace

David Perry

Bob Winter

Rita Lopienski

Ann Weaver

Sam Besase

Dale Jensen